

TruTool

# Perfect cuts

The new panel cutter  
TruTool TPC 165





## The new Panel Cutter from TRUMPF

With the new TruTool TPC 165 Panel Cutter, you can separate polyurethane and polyisocyanurate sandwich panels up to a thickness of 165 mm in one operation, regardless of whether the panel surface is flat, trapezoidal or corrugated.

The machine can handle diverse applications, ranging from crosscuts and right-angle cuts to interior cutouts and notches. Even cutouts on pre-mounted panels are easy work for the new panel cutter. Cutting on panels where one side of the sheet can remain uncut can also be easily performed using the TruTool TPC 165.

## Unique: the immersion mechanism

With a 90 degree adjustable blade, you can easily and quickly produce right-angle cutouts. Another plus: as a result of its immersion mechanism, you can start at any location on the panel without a starting drill hole. This enables you to easily produce accurately dimensioned interior cutouts – even on mounted panels. And all this can be done in one operation, without finishing work and at a working speed of four meters per minute. The slide bars attached to the bottom of the support table also provide excellent machine guidance and reduce scratching on the sheet metal surface.



Right-angle cuts using a 90° adjustable blade.




Immersion mechanism: the machine can insert into any spot in the material



Single-sides cutting - one side of the sheet can remain uncut





## Very simply: perfect cuts

The provided lever allows you to loosen the blade and adjust it to the desired position. With the blade fixture, as well as the 13 possible positions, you can easily select the cutting depth. Easy-to-see guide marks facilitate precise cuts along the entire cutting line with a consistent and precise cutting depth.

## Simple tool exchange

To replace the chain and blade easily and quickly, remove the protective cover, lift out the saw chain with blade from the chain wheel and insert a new saw chain. Practical details: The combination key needed for this is in a handy spot in the machine.

## Guide rails

The guide rail is ideal for precise, straight cuts and makes the machine easy to control, regardless of the sandwich panel's surface material and even if the spacing between the individual segments is very large. A connecting piece links several guide rails together. Using guide rails prevents scratches on the surface of the sheet metal.

## A glance at the benefits

- 1 Precisely dimensioned, right-angle cutouts
- 2 Interior cutouts and notches without starting drill holes
- 3 Work completed in one operation, no finishing work needed
- 4 Cuts pre-assembled panels
- 5 Easy, non-fatigue operation

## Order number machines


Country	Version	Panel Cutter TruTool TPC 165
D	230 V 50/60 Hz	1762011
CH	230 V 50 Hz	1805775
GB	110 V 50 Hz	1805778
USA	120 V 50/60 Hz	1805777
J	100 V 50/60 Hz	1805779

## Accessories

Article		Order number	Included
Guide rail		1831777	
Connector piece	For guide rail	1831778	
Combination key		1797742	▪
Punch and nibble oil for steel	Bottle 500 ml	0103387	▪
Carrying case		1798090	▪

## Wear parts

Article		Order number	Included
Saw chain 165	1 piece	1730983	▪
Blade 165	1 piece	1809537	▪
Slide bar	Set of 2	1814882	▪
Wear plate	1 piece	1814819	▪
Front wear plate	1 piece	1814820	▪



Saw chain 165



Blade 165



Slide bars



Wear plate



Front wear plate



Guide rail



Connector piece for guide rail



Carrying case

## Technical data

Max. panel thickness	mm	165
Single sheet thickness for steel 400 N/mm <sup>2</sup>	mm	0.9
Insulation material	Polyurethan-, Polyisocyanurate-foam	
Smallest possible insertion	mm	340 x 340
Working speed	m / min.	4
Cutting width	mm	4
Rated input power	W	1400
Weight without cable	kg	9.6

**1 Blade immersion mechanism**

Cutting without starting drill holes.

**2 Blade**

Large cutting depth up to 165 mm.  
Robust for long service life.

**3 Blade attachment**

Stable blade attachment in 13 positions.

**4 Scale**

To adjust the immersion depth of the blade.

**5 Integrated chain lubrication**

For long tool life up to 300 meters.

**6 Operator safety**

Chain stops 2 seconds after the switch is released.

**7 Table markings**

For precise cutouts along the cutting line and for immersion position of the blade.

**8 Handle**

For comfortable feeding - integrated ON/OFF switch.

**9 Lever**

For positioning the blade.

**10 Guide rails (optional)**

Optimal for precise, straight cuts and easy machine guidance and control. Prevents scratching on the sheet metal surface.

**11 Slide bars & wear plates**

Reduces scratching on the panel's surface.

**12 Tool change**

Simple and fast tool change for chain and blade.


**13 Vacuum connection**

Diameter 35 mm. For dust-free operation.





1



#### Blade immersion mechanism

Interior cutouts and notches are cut without starting drill holes.

3



#### Blade attachment

Stable attachment of the blade in 13 positions from 0°– 90°. Guarantees consistent and exact cutting depth.

4



#### Scale

Scale of 0 – 12. For adjusting the immersion depth of the blade.

5



#### Integrated chain lubrication

For long tool life and consistent cutting quality.


11



#### Slide bars & wear plates

The parts on the bottom of the support table are made of plastic and provide excellent machine guidance while reducing scratching on the sheet metal surface.

12



#### Tool-change

Remove the protective cover, lift out the saw chain with blade from the chain wheel. Insert a new saw chain and reattach the protective cover.

## Areas of application

Roofing and facade construction, builders, carpenters, heating-, air-conditioning and insulation contractors, container manufacturing and construction.



**5** Garantie  
Warranty  
Garanzia  
Garantía



## 5-year warranty

5-year warranty for newly acquired power tools.

The standard warranty period of your machine can now be extended to five years completely free of charge. The only requirement is that the power tool must be registered within four weeks of the date of purchase.

The fastest and easiest way of registering and getting the 5-year warranty is to visit [www.warranty-powertools.trumpf.com](http://www.warranty-powertools.trumpf.com). You also may send in your registration by fax or mail. Use the registration form included with your power tool.

## TRUMPF Box – with system

These power tools are stored in stable and shock-proof ABS plastic boxes. TRUMPF boxes come in different sizes and can be stacked on top of one another and snapped together in one step. This makes your job easier, especially on the job site, because several tools can be easily transported at once. Since the power tool model label is located on the outside of the TRUMPF box you always know which power tool is in which box.

One additional advantage: As a result of special locks, each box can be opened separately without having to remove it from the stack.

Your local distributor:

MAK Fastener Specialists (NI) Ltd  
Unit 3D · Parkway Trading Est · Barton Dock Rd · Stretford · Manchester, M32 0TL  
Tel +44 (0)161 866 8164 · Fax +44 (0)161 866 9963  
E-Mail [uksales@makfasteners.com](mailto:uksales@makfasteners.com) · Web [www.makfasteners.com](http://www.makfasteners.com)

Northern Ireland Office

17D Derryloran Ind Est · Sandholes Rd · Cookstown · Co. Tyrone · BT80 9LU  
Tel +44 (0)28 86758574 · Fax +44 (0)28 86758578  
E-Mail [salesni@makfasteners.com](mailto:salesni@makfasteners.com)

TRUMPF Limited

Unit A President Way · Airport Executive Park · Luton LU2 9NL  
Phone +44 1582 725335 · Fax +44 1582 399261  
E-Mail [tooling@uk.trumpf.com](mailto:tooling@uk.trumpf.com) · Homepage [www.trumpf.com](http://www.trumpf.com)

